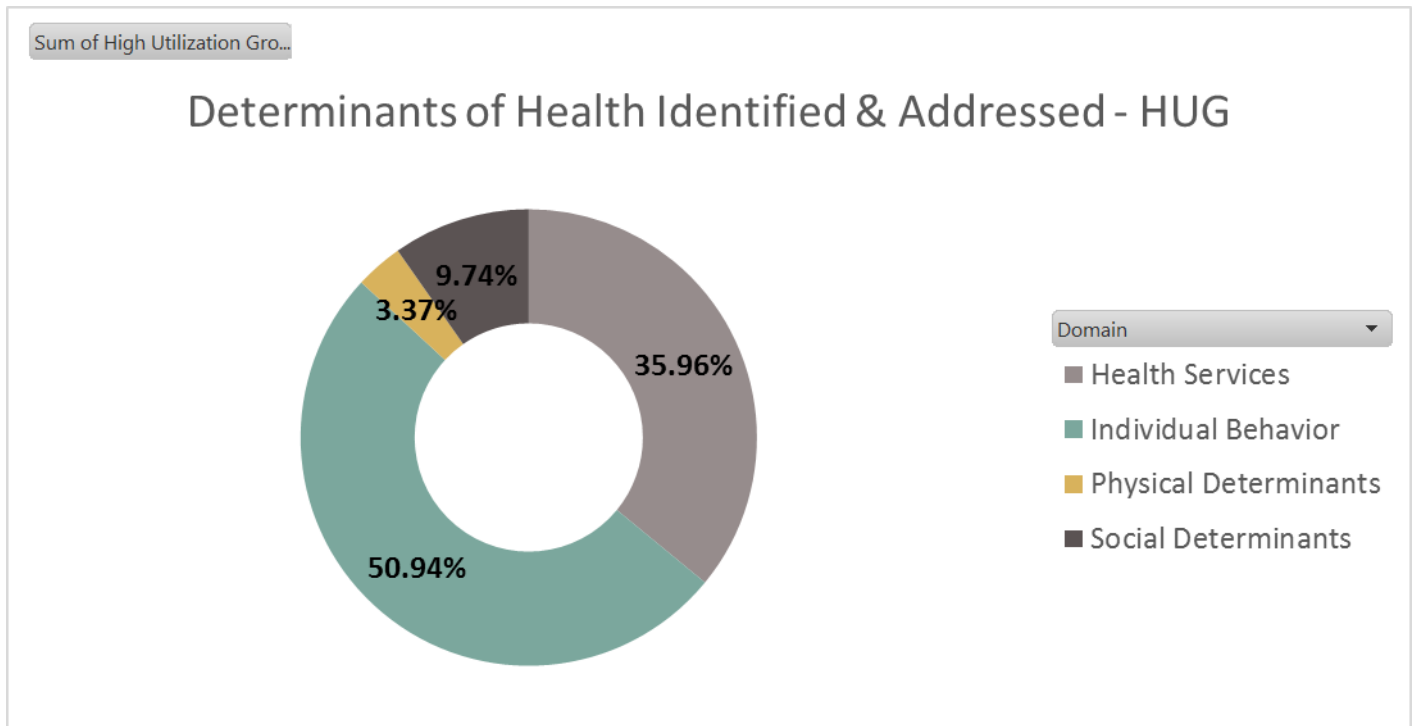
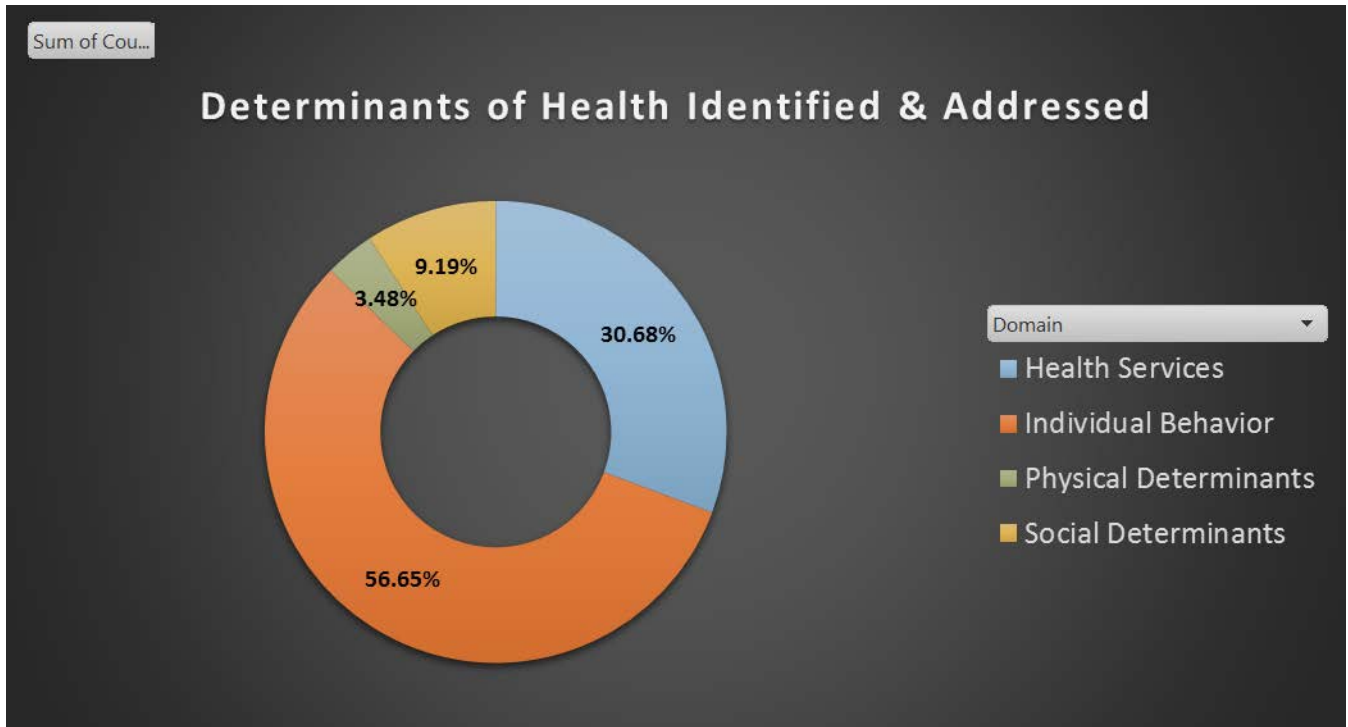
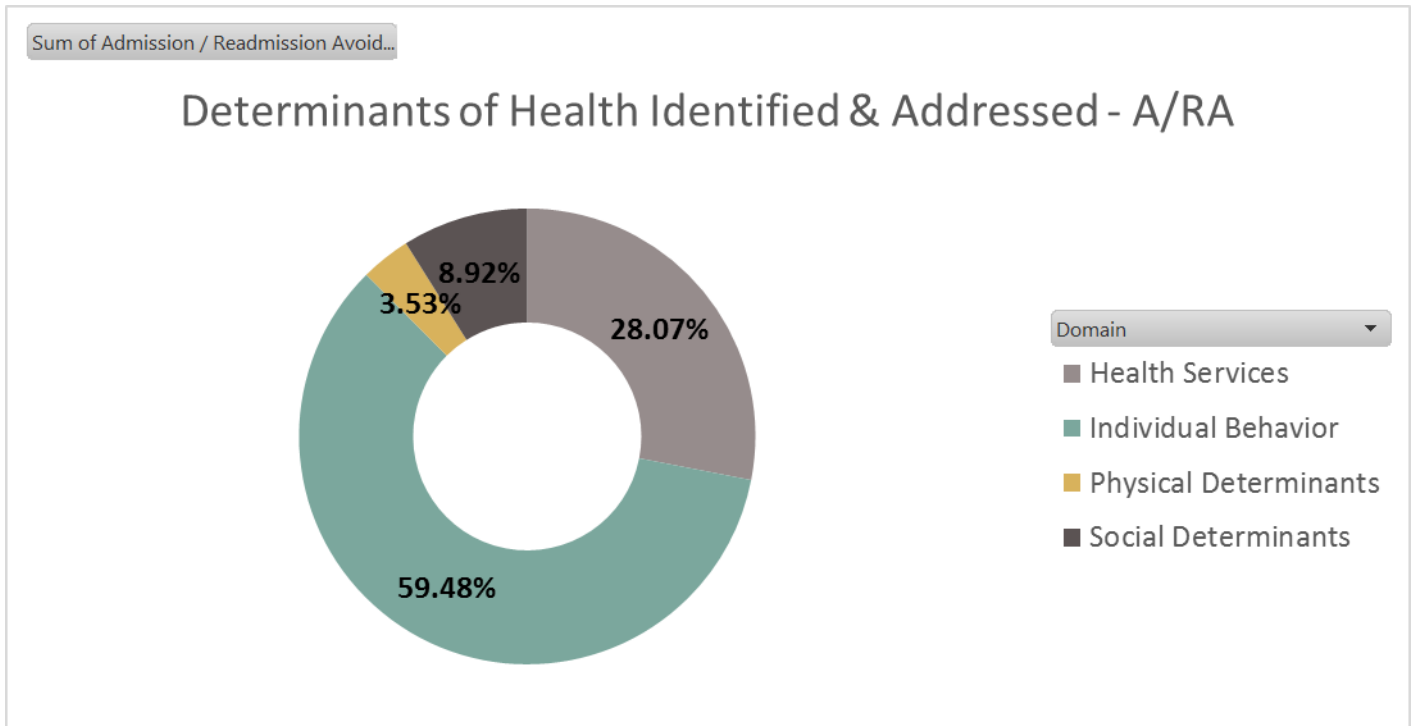
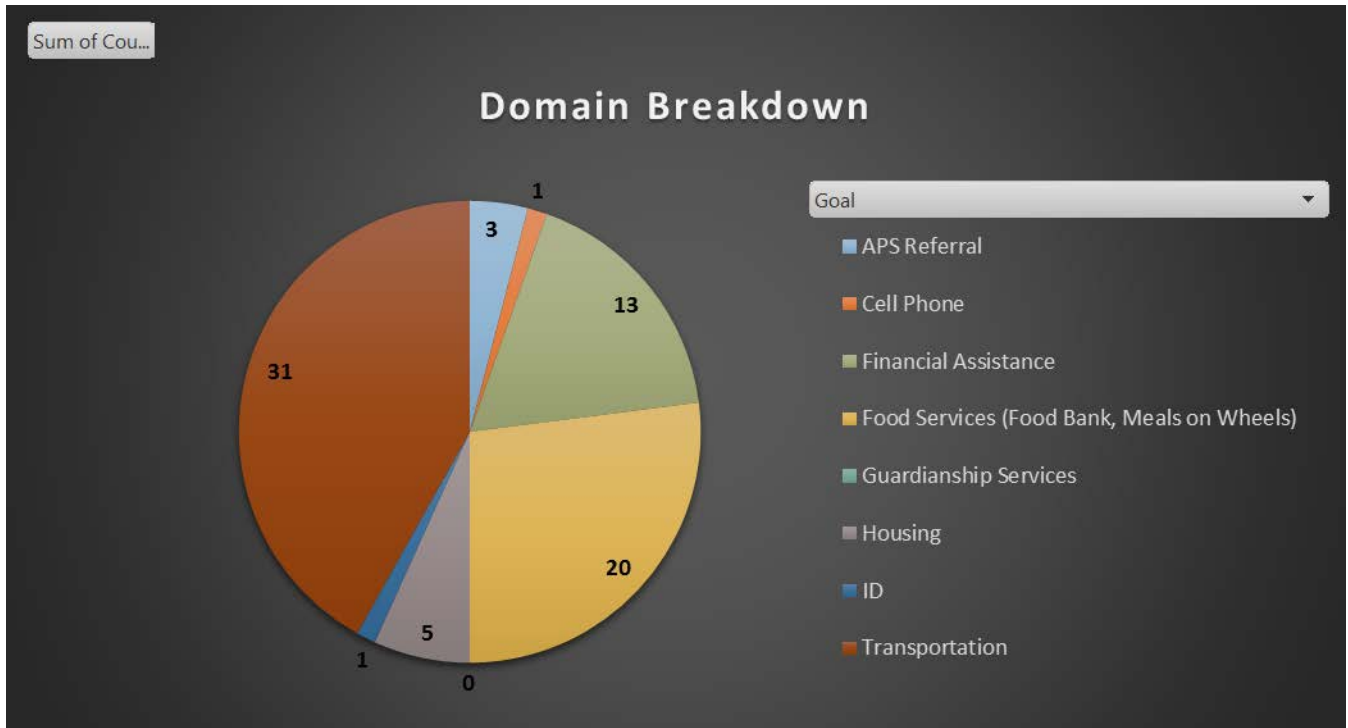


MedStar Social Determinants of Health Analysis
April 2019

High Utilizer Group Patients:



Admission/Readmission Avoidance Patients



Pivot Tables:

| Row Labels | Sum of Count |
|---|--------------|
| Health Services | 247 |
| Case Manager/Social Worker | 26 |
| Durable Medical Equipment | 13 |
| Home Health | 6 |
| Hospice | 1 |
| Matter of Balance | 41 |
| Medical Funding | 28 |
| Mental Health Provider | 17 |
| Palliative Care | 6 |
| PCP | 26 |
| PCP Appointment | 7 |
| Physical Therapy | 13 |
| Silver Sneakers | 2 |
| Specialist | 57 |
| Wound Care | 1 |
| SNF Placement | 2 |
| Medication Delivery | 1 |
| Individual Behavior | 456 |
| Alcohol Cessation | 2 |
| Client Binder | 135 |
| Disease Specific Education | 179 |
| Education on Appropriate Healthcare Utilization | 5 |
| Education on Self-Care | 1 |
| Medication Compliance | 116 |
| Substance Abuse Cessation | 4 |
| Tobacco Cessation | 11 |
| Weight Loss / Exercise / Proper Nutrition | 3 |
| Physical Determinants | 28 |
| Bathroom Grab Bars / Bed Rails / Ramps | 6 |
| Infestation Extermination | 1 |
| Smoke Detector | 21 |
| Social Determinants | 74 |
| APS Referral | 3 |
| Cell Phone | 1 |
| Financial Assistance | 13 |
| Food Services (Food Bank, Meals on Wheels) | 20 |
| Guardianship Services | 0 |
| Housing | 5 |
| ID | 1 |
| Transportation | 31 |
| Grand Total | 805 |

| Row Labels | Sum of Count |
|-----------------------|--------------|
| Health Services | 247 |
| Individual Behavior | 456 |
| Physical Determinants | 28 |
| Social Determinants | 74 |
| Grand Total | 805 |

| Row Labels | Sum of Count |
|-----------------------|----------------|
| Health Services | 30.68% |
| Individual Behavior | 56.65% |
| Physical Determinants | 3.48% |
| Social Determinants | 9.19% |
| Grand Total | 100.00% |

| Row Labels | Sum of Count |
|--|--------------|
| APS Referral | 3 |
| Cell Phone | 1 |
| Financial Assistance | 13 |
| Food Services (Food Bank, Meals on Wheels) | 20 |
| Guardianship Services | 0 |
| Housing | 5 |
| ID | 1 |
| Transportation | 31 |
| Grand Total | 74 |

| Row Labels | Sum of Admission / Readmission Avoidance |
|-----------------------|---|
| Health Services | 28.07% |
| Individual Behavior | 59.48% |
| Physical Determinants | 3.53% |
| Social Determinants | 8.92% |
| Grand Total | 100.00% |

| Row Labels | Sum of High Utilization Group |
|-----------------------|-------------------------------|
| Health Services | 35.96% |
| Individual Behavior | 50.94% |
| Physical Determinants | 3.37% |
| Social Determinants | 9.74% |
| Grand Total | 100.00% |

| Goal | Count | Domain | Admission / | |
|---|-------|-----------------------|-----------------------|------------------------|
| | | | Readmission Avoidance | High Utilization Group |
| Disease Specific Education | 26 | Individual Behavior | 136 | 43 |
| Client Binder | 28 | Individual Behavior | 89 | 46 |
| Medication Compliance | 5 | Individual Behavior | 81 | 35 |
| Specialist | 1 | Health Services | 35 | 22 |
| Matter of Balance | 7 | Health Services | 31 | 10 |
| Medical Funding | 6 | Health Services | 25 | 3 |
| PCP | 3 | Health Services | 18 | 8 |
| Transportation | 1 | Social Determinants | 17 | 14 |
| Food Services (Food Bank, Meals on Wheels) | 13 | Social Determinants | 15 | 5 |
| Smoke Detector | 1 | Physical Determinants | 13 | 8 |
| Durable Medical Equipment | 31 | Health Services | 10 | 3 |
| Financial Assistance | 13 | Social Determinants | 9 | 4 |
| Physical Therapy | 2 | Health Services | 9 | 4 |
| Tobacco Cessation | 2 | Individual Behavior | 9 | 2 |
| Case Manager/Social Worker | 57 | Health Services | 6 | 20 |
| Bathroom Grab Bars / Bed Rails / Ramps | 116 | Physical Determinants | 5 | 1 |
| Mental Health Provider | 5 | Health Services | 4 | 13 |
| Palliative Care | 4 | Health Services | 4 | 2 |
| PCP Appointment | 2 | Health Services | 3 | 4 |
| Home Health | 11 | Health Services | 3 | 3 |
| Housing | 6 | Social Determinants | 3 | 2 |
| Education on Appropriate Healthcare Utilization | 20 | Individual Behavior | 2 | 3 |
| APS Referral | 135 | Social Determinants | 2 | 1 |
| Substance Abuse Cessation | 1 | Individual Behavior | 1 | 3 |
| Weight Loss / Exercise / Proper Nutrition | 1 | Individual Behavior | 1 | 2 |
| Alcohol Cessation | 179 | Individual Behavior | 1 | 1 |
| Silver Sneakers | 1 | Health Services | 1 | 1 |
| Cell Phone | 41 | Social Determinants | 1 | 0 |
| Hospice | 26 | Health Services | 1 | 0 |
| ID | 17 | Social Determinants | 1 | 0 |
| Infestation Extermination | 6 | Physical Determinants | 1 | 0 |
| Wound Care | 0 | Health Services | 1 | 0 |
| SNF Placement | 1 | Health Services | 0 | 2 |
| Education on Self-Care | 21 | Individual Behavior | 0 | 1 |
| Medication Delivery | 3 | Health Services | 0 | 1 |
| Guardianship Services | 13 | Social Determinants | 0 | 0 |